



Comune di Bisceglie

Pagina 2 di 4
















© Eventi Elettorali - LOGA srl

Stampa del 06/03/2018 ore 10:32

Voti di Lista x sezione

Periodo: ELEZIONI DEL 04/03/2018 - CAMERA DEI DEPUTATI

Elezioni: CAMERA DEI DEPUTATI

		1 0 V M E G L	P O T a l P	M 5 S T E L L E	P d F A M	L O R E N Z I N	E U R O P A E B	P D	I N S I E M E	P A R T C O M	L I B E R I U G	P R I A L A	C A S A P O U N D	F O R Z A I T A L	G M E L O N I	L E G A S A L V	N O I I T A L I A
																	
Sez. N.15	Validi Perc. % Contest	2 0.33 0	7 1.17 0	328 54.76 0	6 1.00 0	20 3.34 0	11 1.84 0	65 10.85 0	10 1.67 0	1 0.17 0	9 1.50 0	0 0.00 0	3 0.50 0	87 14.52 0	22 3.67 0	21 3.51 0	7 1.17 0
Sez. N.16	Validi Perc. % Contest	1 0.22 0	11 2.40 0	241 52.51 0	4 0.87 0	9 1.96 0	7 1.53 0	63 13.73 0	7 1.53 0	3 0.65 0	8 1.74 0	0 0.00 0	2 0.44 0	81 17.65 0	9 1.96 0	12 2.61 0	1 0.22 0
Sez. N.17	Validi Perc. % Contest	0 0.00 0	9 1.53 0	333 56.54 0	9 1.53 0	19 3.23 0	5 0.85 0	90 15.28 0	3 0.51 0	3 0.51 0	14 2.38 0	0 0.00 0	2 0.34 0	46 7.81 0	14 2.38 0	26 4.41 0	16 2.72 0
Sez. N.18	Validi Perc. % Contest	0 0.00 0	0 0.00 0	1 5.88 0	0 0.00 0	0 0.00 0	0 0.00 0	9 52.94 0	0 0.00 0	0 0.00 0	3 17.65 0	0 0.00 0	0 0.00 0	2 11.76 0	0 0.00 0	0 0.00 0	2 11.76 0
Sez. N.19	Validi Perc. % Contest	0 0.00 0	0 0.00 0	9 36.00 0	0 0.00 0	0 0.00 0	0 0.00 0	6 24.00 0	0 0.00 0	0 0.00 0	2 8.00 0	0 0.00 0	0 0.00 0	4 16.00 0	0 0.00 0	1 4.00 0	3 12.00 0
Sez. N.20	Validi Perc. % Contest	1 0.18 0	5 0.88 0	306 54.06 0	0 0.00 0	21 3.71 0	8 1.41 0	78 13.78 0	4 0.71 0	4 0.71 0	15 2.65 0	0 0.00 0	0 0.00 0	84 14.84 0	3 0.53 0	27 4.77 0	10 1.77 0
Sez. N.21	Validi Perc. % Contest	0 0.00 0	12 1.92 0	320 51.28 0	6 0.96 0	17 2.72 0	6 0.96 0	84 13.46 0	5 0.80 0	6 0.96 0	10 1.60 0	1 0.16 0	0 0.00 0	110 17.63 0	6 0.96 0	33 5.29 0	8 1.28 0
Sez. N.22	Validi Perc. % Contest	1 0.22 0	5 1.11 0	232 51.67 0	2 0.45 0	7 1.56 0	6 1.34 0	51 11.36 0	13 2.90 0	4 0.89 0	9 2.00 0	0 0.00 0	4 0.89 0	74 16.48 0	6 1.34 0	27 6.01 0	8 1.78 0
Sez. N.23	Validi Perc. % Contest	0 0.00 0	11 2.48 0	230 51.92 0	10 2.26 0	14 3.16 0	6 1.35 0	57 12.87 0	6 1.35 0	3 0.68 0	3 0.68 0	0 0.00 0	1 0.23 0	79 17.83 0	4 0.90 0	16 3.61 0	3 0.68 0
Sez. N.24	Validi Perc. % Contest	0 0.00 0	12 2.37 0	276 54.44 0	9 1.78 0	13 2.56 0	5 0.99 0	75 14.79 0	6 1.18 0	2 0.39 0	12 2.37 0	0 0.00 0	2 0.39 0	59 11.64 0	8 1.58 0	18 3.55 0	10 1.97 0
Sez. N.25	Validi Perc. % Contest	1 0.20 0	10 2.04 0	231 47.05 0	6 1.22 0	18 3.67 0	10 2.04 0	68 13.85 0	7 1.43 0	5 1.02 0	5 1.02 0	1 0.20 0	5 1.02 0	90 18.33 0	10 2.04 0	15 3.05 0	9 1.83 0
Sez. N.26	Validi Perc. % Contest	0 0.00 0	6 1.34 0	221 49.22 0	4 0.89 0	5 1.11 0	6 1.34 0	51 11.36 0	5 1.11 0	2 0.45 0	13 2.90 0	0 0.00 0	1 0.22 0	91 20.27 0	13 2.90 0	19 4.23 0	12 2.67 0
Sez. N.27	Validi Perc. % Contest	2 0.34 0	12 2.01 0	283 47.40 0	13 2.18 0	13 2.18 0	6 1.01 0	67 11.22 0	12 2.01 0	2 0.34 0	11 1.84 0	0 0.00 0	2 0.34 0	127 21.27 0	6 1.01 0	29 4.86 0	12 2.01 0
Sez. N.28	Validi Perc. % Contest	2 0.37 0	12 2.20 0	266 48.72 0	9 1.65 0	5 0.92 0	10 1.83 0	71 13.00 0	7 1.28 0	5 0.92 0	7 1.28 0	0 0.00 0	2 0.37 0	105 19.23 0	11 2.01 0	24 4.40 0	10 1.83 0



Comune di Bisceglie

















Pagina 3 di 4

© Eventi Elettorali - LOGA srl

Stampa del 06/03/2018 ore 10:32

Voti di Lista x sezione

Periodo: ELEZIONI DEL 04/03/2018 - CAMERA DEI DEPUTATI
Elezioni: CAMERA DEI DEPUTATI

		1 O V M E G L	P O T a i P	M S T E L L E	P d F A M	L O R E N Z I N	E U R O P A E B	P D	I N S I E M E	P A R T C O M	L I B E R I U G	P R I A L	C A S A P O U N D	F O R Z A I T A L	G M E L O N I	L E G A S A L V	N O I T A L I A
																	
Sez. N.29	Validi Perc. % Contest	1 0.20 0	6 1.22 0	234 47.66 0	3 0.61 0	11 2.24 0	8 1.63 0	65 13.24 0	7 1.43 0	1 0.20 0	4 0.81 0	0 0.00 0	0 0.00 0	118 24.03 0	7 1.43 0	21 4.28 0	5 1.02 0
Sez. N.30	Validi Perc. % Contest	0 0.00 0	19 4.68 0	140 34.48 0	7 1.72 0	8 1.97 0	14 3.45 0	51 12.56 0	16 3.94 0	2 0.49 0	16 3.94 0	0 0.00 0	5 1.23 0	100 24.63 0	7 1.72 0	15 3.69 0	6 1.48 0
Sez. N.31	Validi Perc. % Contest	0 0.00 0	14 2.28 0	271 44.07 0	20 3.25 0	16 2.60 0	12 1.95 0	92 14.96 0	3 0.49 0	4 0.65 0	21 3.41 0	0 0.00 0	5 0.81 0	112 18.21 0	14 2.28 0	27 4.39 0	4 0.65 0
Sez. N.32	Validi Perc. % Contest	0 0.00 0	7 1.17 0	265 44.24 0	6 1.00 0	8 1.34 0	10 1.67 0	120 20.03 0	5 0.83 0	0 0.00 0	26 4.34 0	0 0.00 0	1 0.17 0	94 15.69 0	27 4.51 0	24 4.01 0	6 1.00 0
Sez. N.33	Validi Perc. % Contest	0 0.00 0	10 1.80 0	235 42.34 0	0 0.00 0	5 0.90 0	17 3.06 0	92 16.58 0	8 1.44 0	1 0.18 0	18 3.24 0	1 0.18 0	3 0.54 0	110 19.82 0	25 4.50 0	18 3.24 0	12 2.16 0
Sez. N.34	Validi Perc. % Contest	0 0.00 0	9 1.75 0	228 44.44 0	5 0.97 0	11 2.14 0	9 1.75 0	100 19.49 0	4 0.78 0	4 0.78 0	18 3.51 0	0 0.00 0	1 0.19 0	80 15.59 0	11 2.14 0	21 4.09 0	12 2.34 0
Sez. N.35	Validi Perc. % Contest	0 0.00 0	5 1.34 0	169 45.43 0	2 0.54 0	7 1.88 0	18 4.84 0	61 16.40 0	10 2.69 0	0 0.00 0	10 2.69 0	1 0.27 0	2 0.54 0	50 13.44 0	16 4.30 0	12 3.23 0	9 2.42 0
Sez. N.36	Validi Perc. % Contest	1 0.20 0	9 1.82 0	231 46.67 0	2 0.40 0	15 3.03 0	16 3.23 0	59 11.92 0	7 1.41 0	5 1.01 0	22 4.44 0	0 0.00 0	2 0.40 0	96 19.39 0	6 1.21 0	10 2.02 0	14 2.83 0
Sez. N.37	Validi Perc. % Contest	2 0.42 0	8 1.68 0	224 47.16 0	6 1.26 0	11 2.32 0	4 0.84 0	75 15.79 0	6 1.26 0	2 0.42 0	14 2.95 0	0 0.00 0	3 0.63 0	86 18.11 0	10 2.11 0	16 3.37 0	8 1.68 0
Sez. N.38	Validi Perc. % Contest	2 0.35 0	3 0.52 0	284 49.05 0	3 0.52 0	12 2.07 0	11 1.90 0	97 16.75 0	10 1.73 0	1 0.17 0	18 3.11 0	0 0.00 0	3 0.52 0	89 15.37 0	10 1.73 0	28 4.84 0	8 1.38 0
Sez. N.39	Validi Perc. % Contest	1 0.23 0	12 2.71 0	185 41.76 0	6 1.35 0	20 4.51 0	13 2.93 0	75 16.93 0	6 1.35 0	1 0.23 0	16 3.61 0	0 0.00 0	0 0.00 0	70 15.80 0	10 2.26 0	23 5.19 0	5 1.13 0
Sez. N.40	Validi Perc. % Contest	0 0.00 0	3 0.38 0	500 62.81 0	2 0.25 0	15 1.88 0	6 0.75 0	78 9.80 0	5 0.63 0	3 0.38 0	27 3.39 0	0 0.00 0	6 0.75 0	111 13.94 0	15 1.88 0	22 2.76 0	3 0.38 0
Sez. N.41	Validi Perc. % Contest	0 0.00 0	9 1.38 0	340 52.15 0	6 0.92 0	12 1.84 0	7 1.07 0	85 13.04 0	1 0.15 0	5 0.77 0	10 1.53 0	0 0.00 0	1 0.15 0	143 21.93 0	13 1.99 0	16 2.45 0	4 0.61 0
Sez. N.42	Validi Perc. % Contest	4 0.69 0	10 1.72 0	281 48.28 0	14 2.41 0	16 2.75 0	16 2.75 0	93 15.98 0	5 0.86 0	2 0.34 0	9 1.55 0	1 0.17 0	4 0.69 0	73 12.54 0	13 2.23 0	26 4.47 0	15 2.58 0



Comune di Bisceglie

Pagina 4 di 4
















© Eventi Elettorali - LOGA srl

Stampa del 06/03/2018 ore 10:32

Voti di Lista x sezione

Periodo: ELEZIONI DEL 04/03/2018 - CAMERA DEI DEPUTATI

Elezioni: CAMERA DEI DEPUTATI

		1 0 V M E G L	P O T a i P	M 5 S T E L L E	P d F A M	L O R E N Z I N	E U R O P A E B	P D	I N S I E M E	P A R T C O M	L I B E R I U G	P R I A L A	C A S A P O U N D	F O R Z A I T A L	G M E L O N I	L E G A S A L V	N O I T A L I A
																	
Sez. N.43	Validi Perc. % Contest	1 0.17 0	4 0.67 0	303 50.75 0	4 0.67 0	17 2.85 0	8 1.34 0	84 14.07 0	11 1.84 0	2 0.34 0	9 1.51 0	0 0.00 0	3 0.50 0	100 16.75 0	11 1.84 0	33 5.53 0	7 1.17 0
Sez. N.44	Validi Perc. % Contest	0 0.00 0	2 0.34 0	313 53.78 0	8 1.37 0	14 2.41 0	10 1.72 0	88 15.12 0	11 1.89 0	1 0.17 0	15 2.58 0	0 0.00 0	0 0.00 0	84 14.43 0	11 1.89 0	22 3.78 0	3 0.52 0
Sez. N.45	Validi Perc. % Contest	3 0.52 0	12 2.08 0	270 46.79 0	9 1.56 0	28 4.85 0	15 2.60 0	74 12.82 0	6 1.04 0	4 0.69 0	19 3.29 0	0 0.00 0	2 0.35 0	94 16.29 0	7 1.21 0	27 4.68 0	7 1.21 0
Sez. N.46	Validi Perc. % Contest	2 0.35 0	10 1.76 0	265 46.65 0	5 0.88 0	12 2.11 0	8 1.41 0	72 12.68 0	8 1.41 0	3 0.53 0	7 1.23 0	0 0.00 0	1 0.18 0	120 21.13 0	15 2.64 0	27 4.75 0	13 2.29 0
Sez. N.47	Validi Perc. % Contest	0 0.00 0	9 1.66 0	222 40.96 0	14 2.58 0	18 3.32 0	9 1.66 0	86 15.87 0	4 0.74 0	3 0.55 0	14 2.58 0	2 0.37 0	1 0.18 0	109 20.11 0	7 1.29 0	32 5.90 0	12 2.21 0
Sez. N.48	Validi Perc. % Contest	1 0.21 0	18 3.73 0	244 50.52 0	6 1.24 0	13 2.69 0	6 1.24 0	92 19.05 0	3 0.62 0	2 0.41 0	10 2.07 0	0 0.00 0	1 0.21 0	54 11.18 0	11 2.28 0	18 3.73 0	4 0.83 0
Sez. N.49	Validi Perc. % Contest	0 0.00 0	10 1.42 0	415 59.12 0	8 1.14 0	10 1.42 0	6 0.85 0	91 12.96 0	5 0.71 0	1 0.14 0	12 1.71 0	0 0.00 0	3 0.43 0	92 13.11 0	11 1.57 0	29 4.13 0	9 1.28 0
TOTALI		40 0.15 0	420 1.58 0	13.364 50.21 0	284 1.07 0	583 2.19 0	476 1.79 0	3.657 13.74 0	364 1.37 0	105 0.39 0	704 2.65 0	10 0.04 0	110 0.41 0	4.440 16.68 0	612 2.30 0	1.082 4.07 0	365 1.37 0