



Comune di Bisceglie

Pagina 1 di 4

© Eventi Elettorali - LOGA srl
Stampa del 06/03/2018 ore 10:45

[Stampa](#)

Voti di Lista x sezione


















Periodo: ELEZIONI DEL 04/03/2018 - SENATO DELLA REPUBBLICA
Elezioni: SENATO DELLA REPUBBLICA

		F N	P O T a I P	L . d . P O P .	I N S I E M E	P D	L O R E N Z I N	E U R O P A E B	P . d . F A M .	P A R T . C O M .	C A S A P O U N D	M 5 S T E L L E	F O R Z A I T A L	L E G A S A L V .	N O I I T A L I A	G . M E L O N I	L I B E R I U G .	P . R I . A L A
Sez. N.1	Validi Perc. % Contest	3 0.49 0	5 0.81 0	2 0.32 0	3 0.49 0	92 14.94 0	4 0.65 0	10 1.62 0	3 0.49 0	3 0.49 0	3 0.49 0	285 46.27 0	134 21.75 0	30 4.87 0	4 0.65 0	14 2.27 0	21 3.41 0	0 0.00 0
Sez. N.2	Validi Perc. % Contest	3 0.49 0	9 1.46 0	0 0.00 0	6 0.97 0	56 9.06 0	3 0.49 0	15 2.43 0	1 0.16 0	0 0.00 0	1 0.16 0	355 57.44 0	104 16.83 0	31 5.02 0	4 0.65 0	16 2.59 0	14 2.27 0	0 0.00 0
Sez. N.3	Validi Perc. % Contest	6 0.97 0	9 1.46 0	1 0.16 0	6 0.97 0	76 12.32 0	11 1.78 0	10 1.62 0	3 0.49 0	1 0.16 0	3 0.49 0	313 50.73 0	109 17.67 0	27 4.38 0	3 0.49 0	23 3.73 0	15 2.43 0	1 0.16 0
Sez. N.4	Validi Perc. % Contest	4 1.02 0	9 2.29 0	0 0.00 0	3 0.76 0	57 14.50 0	1 0.25 0	4 1.02 0	1 0.25 0	0 0.00 0	2 0.51 0	192 48.85 0	73 18.58 0	22 5.60 0	4 1.02 0	10 2.54 0	11 2.80 0	0 0.00 0
Sez. N.5	Validi Perc. % Contest	2 0.28 0	5 0.70 0	0 0.00 0	8 1.12 0	63 8.80 0	3 0.42 0	14 1.96 0	6 0.84 0	0 0.00 0	2 0.28 0	434 60.61 0	114 15.92 0	21 2.93 0	7 0.98 0	17 2.37 0	20 2.79 0	0 0.00 0
Sez. N.6	Validi Perc. % Contest	3 0.46 0	8 1.22 0	0 0.00 0	7 1.07 0	53 8.09 0	5 0.76 0	8 1.22 0	7 1.07 0	1 0.15 0	5 0.76 0	356 54.35 0	146 22.29 0	25 3.82 0	3 0.46 0	14 2.14 0	14 2.14 0	0 0.00 0
Sez. N.7	Validi Perc. % Contest	0 0.00 0	8 1.15 0	0 0.00 0	7 1.00 0	113 16.19 0	3 0.43 0	20 2.87 0	7 1.00 0	0 0.00 0	3 0.43 0	309 44.27 0	139 19.91 0	43 6.16 0	3 0.43 0	14 2.01 0	29 4.15 0	0 0.00 0
Sez. N.8	Validi Perc. % Contest	3 0.47 0	8 1.25 0	0 0.00 0	5 0.78 0	84 13.17 0	1 0.16 0	15 2.35 0	1 0.16 0	0 0.00 0	4 0.63 0	292 45.77 0	140 21.94 0	32 5.02 0	5 0.78 0	30 4.70 0	18 2.82 0	0 0.00 0
Sez. N.9	Validi Perc. % Contest	3 0.44 0	8 1.18 0	1 0.15 0	6 0.88 0	80 11.80 0	7 1.03 0	11 1.62 0	5 0.74 0	1 0.15 0	2 0.29 0	321 47.35 0	143 21.09 0	46 6.78 0	9 1.33 0	17 2.51 0	16 2.36 0	2 0.29 0
Sez. N.10	Validi Perc. % Contest	0 0.00 0	3 0.56 0	0 0.00 0	7 1.31 0	59 11.07 0	1 0.19 0	7 1.31 0	3 0.56 0	0 0.00 0	2 0.38 0	318 59.66 0	88 16.51 0	18 3.38 0	2 0.38 0	17 3.19 0	8 1.50 0	0 0.00 0
Sez. N.11	Validi Perc. % Contest	3 0.48 0	14 2.23 0	0 0.00 0	3 0.48 0	71 11.29 0	3 0.48 0	5 0.79 0	7 1.11 0	1 0.16 0	0 0.00 0	361 57.39 0	94 14.94 0	31 4.93 0	6 0.95 0	14 2.23 0	16 2.54 0	0 0.00 0
Sez. N.12	Validi Perc. % Contest	1 0.17 0	12 2.01 0	0 0.00 0	3 0.50 0	73 12.25 0	3 0.50 0	12 2.01 0	5 0.84 0	0 0.00 0	3 0.50 0	321 53.86 0	96 16.11 0	23 3.86 0	3 0.50 0	19 3.19 0	22 3.69 0	0 0.00 0
Sez. N.13	Validi Perc. % Contest	0 0.00 0	3 1.86 0	1 0.62 0	3 1.86 0	29 18.01 0	0 0.00 0	0 0.00 0	4 2.48 0	0 0.00 0	0 0.00 0	77 47.83 0	29 18.01 0	4 2.48 0	2 1.24 0	3 1.86 0	5 3.11 0	1 0.62 0
Sez. N.14	Validi Perc. % Contest	0 0.00 0	7 1.62 0	0 0.00 0	1 0.23 0	79 18.24 0	6 1.39 0	6 1.39 0	4 0.92 0	5 1.15 0	4 0.92 0	166 38.34 0	79 18.24 0	27 6.24 0	5 1.15 0	20 4.62 0	24 5.54 0	0 0.00 0



Voti di Lista x sezione

Periodo: ELEZIONI DEL 04/03/2018 - SENATO DELLA REPUBBLICA
Elezioni: SENATO DELLA REPUBBLICA

		F N	P O T a I P	L d P O P	I N S I E M E	P D	L O R E N Z I N	E U R O P A E B	P d F A M	P A R T C O M	C A S A P O U N D	M 5 S T E L L E	F O R Z A I T A L	L E G A S A L V	N O I T A L I A	G M E L O N I	L I B E R I U G	P R I A L A
																		
Sez. N.29	Validi Perc. % Contest	4 0.88 0	6 1.32 0	2 0.44 0	1 0.22 0	53 11.62 0	5 1.10 0	2 0.44 0	7 1.54 0	0 0.00 0	0 0.00 0	218 47.81 0	121 26.54 0	22 4.82 0	4 0.88 0	7 1.54 0	4 0.88 0	0 0.00 0
Sez. N.30	Validi Perc. % Contest	4 1.03 0	25 6.43 0	0 0.00 0	5 1.29 0	34 8.74 0	4 1.03 0	13 3.34 0	10 2.57 0	2 0.51 0	3 0.77 0	132 33.93 0	109 28.02 0	25 6.43 0	4 1.03 0	5 1.29 0	14 3.60 0	0 0.00 0
Sez. N.31	Validi Perc. % Contest	2 0.36 0	12 2.16 0	0 0.00 0	0 0.00 0	68 12.23 0	8 1.44 0	9 1.62 0	18 3.24 0	3 0.54 0	1 0.18 0	251 45.14 0	119 21.40 0	35 6.29 0	4 0.72 0	13 2.34 0	13 2.34 0	0 0.00 0
Sez. N.32	Validi Perc. % Contest	4 0.67 0	5 0.84 0	0 0.00 0	6 1.01 0	119 20.07 0	5 0.84 0	13 2.19 0	9 1.52 0	0 0.00 0	0 0.00 0	249 41.99 0	109 18.38 0	23 3.88 0	10 1.69 0	20 3.37 0	19 3.20 0	2 0.34 0
Sez. N.33	Validi Perc. % Contest	2 0.37 0	9 1.66 0	0 0.00 0	4 0.74 0	86 15.87 0	4 0.74 0	8 1.48 0	1 0.18 0	1 0.18 0	0 0.00 0	244 45.02 0	115 21.22 0	20 3.69 0	11 2.03 0	25 4.61 0	12 2.21 0	0 0.00 0
Sez. N.34	Validi Perc. % Contest	2 0.43 0	8 1.73 0	2 0.43 0	2 0.43 0	79 17.06 0	7 1.51 0	10 2.16 0	4 0.86 0	3 0.65 0	2 0.43 0	209 45.14 0	79 17.06 0	21 4.54 0	9 1.94 0	11 2.38 0	15 3.24 0	0 0.00 0
Sez. N.35	Validi Perc. % Contest	5 1.39 0	2 0.56 0	0 0.00 0	6 1.67 0	66 18.33 0	5 1.39 0	14 3.89 0	1 0.28 0	0 0.00 0	0 0.00 0	151 41.94 0	59 16.39 0	14 3.89 0	9 2.50 0	18 5.00 0	9 2.50 0	1 0.28 0
Sez. N.36	Validi Perc. % Contest	3 0.62 0	9 1.88 0	0 0.00 0	10 2.08 0	60 12.50 0	9 1.88 0	10 2.08 0	3 0.62 0	4 0.83 0	3 0.62 0	211 43.96 0	101 21.04 0	12 2.50 0	13 2.71 0	8 1.67 0	24 5.00 0	0 0.00 0
Sez. N.37	Validi Perc. % Contest	3 0.65 0	7 1.52 0	0 0.00 0	0 0.00 0	75 16.27 0	7 1.52 0	6 1.30 0	4 0.87 0	0 0.00 0	2 0.43 0	225 48.81 0	89 19.31 0	17 3.69 0	5 1.08 0	11 2.39 0	10 2.17 0	0 0.00 0
Sez. N.38	Validi Perc. % Contest	2 0.37 0	0 0.00 0	1 0.18 0	5 0.92 0	81 14.94 0	2 0.37 0	15 2.77 0	3 0.55 0	0 0.00 0	1 0.18 0	275 50.74 0	97 17.90 0	31 5.72 0	6 1.11 0	10 1.85 0	12 2.21 0	1 0.18 0
Sez. N.39	Validi Perc. % Contest	1 0.24 0	11 2.66 0	0 0.00 0	5 1.21 0	73 17.68 0	10 2.42 0	3 0.73 0	6 1.45 0	0 0.00 0	1 0.24 0	168 40.68 0	82 19.85 0	26 6.30 0	4 0.97 0	9 2.18 0	14 3.39 0	0 0.00 0
Sez. N.40	Validi Perc. % Contest	3 0.43 0	6 0.86 0	0 0.00 0	3 0.43 0	63 9.04 0	7 1.00 0	4 0.57 0	3 0.43 0	2 0.29 0	5 0.72 0	434 62.27 0	102 14.63 0	25 3.59 0	3 0.43 0	13 1.87 0	24 3.44 0	0 0.00 0
Sez. N.41	Validi Perc. % Contest	1 0.17 0	6 1.01 0	0 0.00 0	0 0.00 0	72 12.14 0	8 1.35 0	4 0.67 0	5 0.84 0	2 0.34 0	1 0.17 0	323 54.47 0	131 22.09 0	19 3.20 0	4 0.67 0	7 1.18 0	9 1.52 0	1 0.17 0
Sez. N.42	Validi Perc. % Contest	3 0.52 0	6 1.04 0	0 0.00 0	2 0.35 0	89 15.48 0	5 0.87 0	10 1.74 0	14 2.43 0	2 0.35 0	4 0.70 0	292 50.78 0	89 15.48 0	25 4.35 0	11 1.91 0	14 2.43 0	8 1.39 0	1 0.17 0



Comune di Bisceglie

Pagina 4 di 4

© Eventi Elettorali - LOGA srl
Stampa del 06/03/2018 ore 10:45

Voti di Lista x sezione

Periodo: ELEZIONI DEL 04/03/2018 - SENATO DELLA REPUBBLICA
Elezioni: SENATO DELLA REPUBBLICA

		F N	P O T a I P .	L . d . P O P .	I N S I E M E	P D	L O R E N Z I N	E U R O P A E B	P . d . F A M .	P A R T . C O M .	C A S A P O U N D	M 5 S T E L L E	F O R Z A I T A L	L E G A S A L V .	N O I I T A L I A	G . M E L O N I	L I B E R I U G .	P . R . I . A L A
Sez. N.43	Validi Perc. % Contest	4 0.73 0	4 0.73 0	1 0.18 0	6 1.09 0	73 13.25 0	13 2.36 0	7 1.27 0	6 1.09 0	2 0.36 0	1 0.18 0	284 51.54 0	96 17.42 0	36 6.53 0	3 0.54 0	8 1.45 0	7 1.27 0	0 0.00 0
Sez. N.44	Validi Perc. % Contest	1 0.18 0	4 0.73 0	0 0.00 0	3 0.55 0	83 15.17 0	8 1.46 0	9 1.65 0	8 1.46 0	2 0.37 0	0 0.00 0	285 52.10 0	90 16.45 0	28 5.12 0	2 0.37 0	11 2.01 0	12 2.19 0	1 0.18 0
Sez. N.45	Validi Perc. % Contest	2 0.38 0	10 1.89 0	0 0.00 0	4 0.75 0	70 13.21 0	17 3.21 0	8 1.51 0	7 1.32 0	5 0.94 0	3 0.57 0	246 46.42 0	107 20.19 0	25 4.72 0	2 0.38 0	10 1.89 0	14 2.64 0	0 0.00 0
Sez. N.46	Validi Perc. % Contest	2 0.37 0	11 2.06 0	0 0.00 0	1 0.19 0	62 11.61 0	7 1.31 0	2 0.37 0	4 0.75 0	4 0.75 0	0 0.00 0	247 46.25 0	131 24.53 0	31 5.81 0	9 1.69 0	16 3.00 0	6 1.12 0	1 0.19 0
Sez. N.47	Validi Perc. % Contest	2 0.38 0	7 1.33 0	0 0.00 0	3 0.57 0	85 16.10 0	12 2.27 0	2 0.38 0	11 2.08 0	5 0.95 0	1 0.19 0	220 41.67 0	119 22.54 0	38 7.20 0	8 1.52 0	5 0.95 0	9 1.70 0	1 0.19 0
Sez. N.48	Validi Perc. % Contest	3 0.64 0	13 2.78 0	0 0.00 0	1 0.21 0	93 19.87 0	7 1.50 0	6 1.28 0	6 1.28 0	1 0.21 0	0 0.00 0	243 51.92 0	59 12.61 0	15 3.21 0	4 0.85 0	6 1.28 0	10 2.14 0	1 0.21 0
Sez. N.49	Validi Perc. % Contest	4 0.62 0	9 1.39 0	0 0.00 0	0 0.00 0	67 10.36 0	3 0.46 0	8 1.24 0	5 0.77 0	0 0.00 0	1 0.15 0	385 59.51 0	115 17.77 0	28 4.33 0	4 0.62 0	9 1.39 0	9 1.39 0	0 0.00 0
TOTALI		122 0.49 0	369 1.48 0	19 0.08 0	176 0.71 0	3.314 13.28 0	284 1.14 0	351 1.41 0	257 1.03 0	82 0.33 0	91 0.36 0	12.510 50.15 0	4.711 18.88 0	1.192 4.78 0	283 1.13 0	579 2.32 0	589 2.36 0	18 0.07 0